

### Product Description

General	Epoflex Klebmörtel N is a solvent-free, 2-component epoxy mortar.
Suitability	Epoflex Klebmörtel N is mainly used for setting up joints and for reprofiling such as corners or fillets in transition areas.
Advantages	Epoflex Klebmörtel N is easy to apply and has ideal application characteristics for levelling of concrete and steel surfaces.

### Specification





Mixing ratio	3: 1 by weight
Pot life	Approx. 40 minutes at 25°C
Hardening / recoatability	Recoatable after 12h at 25°C 4-7 days final curing depending on surface temperature
Colour	Grey
Packaging	Units of 15 / 5 kg
Storage life	24 months at 20°C in originally sealed containers
Art. No.	Comp. A W-D9131 Comp. B W-D9132

### Application

Subsurfaces	Mineral surfaces shall be solid, clean, and dry. Metal surfaces shall be clean, grease-free, and preferably grit blasted.
Structures	Primer on concrete: not required. Primer on steel: not required.
Mixing	Add the contents of the Comp. B container completely to the Comp. A container and mix the combination thoroughly for 3 min. with a stirrer.

Processing	Epoflex Klebmörtel is applied by spatula, comb, or other standard tools. Can be smoothed out with a solvent-wet brush.
Equipment needed	Hand-stirring machine or power-drill with stirrer, hot-air blower, possibly a de-humidifier.
Climatic conditions	The steel surface temperature must be at min. 10°C and at least 3°C above the dew point at any time during application and hardening!

## Safety Precautions

Precautions to be observed	Safety measures should be taken in accordance with the material safety data sheet. Local legal, health and safety regulations apply.
Liability	The above information is based on numerous tests and many years of experience. Liability for the application of the described product cannot be accepted as the results largely depend on the proper treatment and application of the material.
Hazards information	<p>Comp. A</p> <div style="display: flex; justify-content: space-around; align-items: center;"> <div style="text-align: center;">               Exclamation Mark         </div> <div style="text-align: center;">               Environment         </div> </div> <p>Comp. B</p> <div style="display: flex; justify-content: space-around; align-items: center;"> <div style="text-align: center;">               Corrosion         </div> <div style="text-align: center;">               Exclamation Mark         </div> </div>
Transport information	Comp. A UN 3082 Comp. B UN 2735